



**5-7
yrs**

MY ACTIVITY BOOK

A curriculum-focused
independent learning resource

Draw a picture
of yourself!

This book belongs to:

Class:

Author:
TTS Limited

Copyright © 2020 TTS Group Ltd

Published by:
TTS Group Ltd
Unit 1 Park Lane Business Park
Kirkby-in-Ashfield
Nottinghamshire
NG17 9GU

www.tts-group.co.uk

All rights reserved. This free content is subject to the condition that it shall not, by way of trade or otherwise, be lent, hired out or otherwise circulated without the publisher's prior consent in any form of binding or cover other than that in which it is published and with a similar condition, including this condition, being imposed upon the subsequent purchaser.

Photocopying permission is given only for purchasers and not for borrowers of books from any lending service.

Due to the nature of the web, the publisher cannot guarantee the content or links of any of the websites referred to. It is the responsibility of the reader to assess the suitability of websites.

The authors, publisher and distributor exclude all legal responsibility for any advice or opinion given in this book to the maximum extent permitted by the applicable law. Whilst they have taken every care to be accurate, the information is a statement of general principle and any application or extension to individual cases is the sole responsibility of those who use it. Should you have any concerns about the contents of this book or its application to individual cases, please seek appropriate professional guidance.

Contents

Introduction	4	PE Activity 1 Core Movements	54-55
Reading Log	5	PE Activity 2 Your Favourite Sport	56-57
Diary	6-7	PE Activity 3 The Olympics.....	58-59
Literacy Activity 1 The Things I Like	8-9	Computer Activity 1 Bee-Bot at the Zoo	60-61
Literacy Activity 2 Tongue Twisters	10-11	Computer Activity 2 Information Technology all around us!	62-63
Literacy Activity 3 Tricky Words	12-13	Computer Activity 3 Bee-safety	64-65
Literacy Activity 4 Timmy The Tooth	14-15	Geography Activity 1 Our World Night and Day	66-67
Literacy Activity 5 Acrostic Poetry	16-17	Geography Activity 2 Our World	68-69
Literacy Activity 6 Space Stories	18-19	Geography Activity 3 What a Wonderful World	70-71
Literacy Activity 8 Underpants Anagram Challenges	22-23	History Activity 1 My Timeline	72-73
Literacy Activity 9 Learn to Fingerspell	24-25	History Activity 2 Learning About The PasT	74-75
Literacy Activity 10 Letter from the 3 Bears	26-27	History Activity 3 Past, Present, Future.....	76-77
Maths Activity 1 Numbers	28-29	Art & Design Activity 1 Mona Lisa	78-79
Maths Activity 2 Number Bonds.....	30-31	Art & Design Activity 2 Aboriginal Art.....	80-81
Maths Activity 3 Let's Multiply!	32-33	Design & Technology Activity 1 Materials	82-83
Maths Activity 4 What's Missing?	34-35	Design & Technology Activity 2 Where Food Comes From.....	84-85
Maths Activity 5 Dip & Pick.....	36-37	Music Activity 1 Write a song about your Town	86-89
Maths Activity 6 Number and Place Value.....	38-39	Language Activity 1 Rugged Robot le Pirate!	90-91
Maths Activity 7 Reasoning	40-41	Language Activity 2 Bee-Bot est le Chef!	92-93
Maths Activity 8 Prove It!	42-43	Mindfulness & Wellbeing Activity 1 Mindfulness.....	94-97
Maths Activity 9 Problem Solving	44-45	Resources.....	99
Maths Activity 10 Shape Hunt!	46-47	Resources	101
Science Activity 1 Kitchen Science: Raisin Bubble Boogie	48-49		
Science Activity 2 Sailing Boats	50-51		
Science Activity 3 Egg Parachutes	52-53		

Introduction

We hope that you enjoy the lessons in this book which have been carefully planned by our TTS Teachers. We have created these to support and compliment the home learning provided by schools. It is in no way intended to replace the brilliant curriculum materials your child's school will have created – but as a little something from us to you to support your child when learning at home.

All resources have been written by qualified teachers and using TTS resources. Please respect our intellectual property by keeping this pack together as it was intended and not republishing it in any way for commercial gain. Please feel free to share the free download with anyone who may benefit from it!

It is recommended that children undertake a Literacy and Numeracy task everyday plus one other lesson from another subject area. The lessons have been designed to be “pick and mix” so you do not need to follow any particular order.

Try to find a quiet place for your child to work, ideally at a table, with limited distractions.

Remember that all children work at a different pace and if you feel they are getting restless move on to another task and you can always revisit an activity later.

Encourage your child with their work and ask lots of questions, some of our lessons offer a great opportunity to learn together and share the experience. Remember to encourage your child to hold their pen/pencil correctly, think about the presentation of their work and take their time.

Use the opportunity of working at home to develop independence, perseverance, problem solving skills and creativity. Children will love the opportunity to show you what they are capable of as they work through the activities in this book. Remember, the most important thing is for children to enjoy these activities and have fun!

Reading Log

Date	Title	Page	Comments

Diary

Monday	
Tuesday	
Wednesday	
Thursday	
Friday	

Monday	
Tuesday	
Wednesday	
Thursday	
Friday	

The Things I Like

The Things I Like

My name is Sam.

I like to ride on my bike because I like to go very fast.

I like to swim in the sea. It feels very cold.

Sometimes, I like to run very fast. I love to feel the wind on my face.

I also like to read books and play games on my computer.

What about the food that I like? My favourite food is chicken and rice. I like to eat fruit and chocolate.

What do I like to drink? My favourite drink is apple juice and water.

What do you like to do?



Product Code: LI10015 - 11 - 17 Made in UK



Now you have a go

The Things I Like




This is me!





The Things I Like Questions



1. What is the name of this boy?
2. Why does he like to ride his bike?
3. How does the sea feel?
4. What does he like to eat?
5. What are Sam's favourite drinks?

Product Code: LI10015 - 11 - 17 Made in UK



1.

2.

3.

4.

5.

Tongue Twisters

Red lorry, yellow lorry

Tongue Twisters

Peter Piper picked a
peck of pickled
peppers

Tongue Twisters

Freshly fried flying fish

Tongue Twisters

Black bug's blood

Tongue Twisters

Greek grapes, Greek
grapes, Greek grapes

Tongue Twisters

Crisp crusts crackle
and crunch

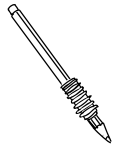
Tongue Twisters

Read each of the tongue twisters out loud.

Say them quickly four or five times.

Which one is easiest?

Which is the trickiest?



What do you notice about how the tongue twisters are written? Can you think of a good tongue twister of your own. Make it really hard to say.

This image shows a single sheet of white paper with horizontal blue or grey ruling lines. The paper has a decorative dashed green border around its edges. There are no markings, text, or drawings on the page.

Tricky Words

Information for Grown Ups

Tricky words do not follow the usual phonic patterns so cannot be sounded out but need to be learned by sight.

If possible, read a version of 'The Three Billy Goat's Gruff' together. Tell children that Tricky Troll is the troll from this story. He is very grumpy and likes nothing better than to trick children by giving them words that are difficult to read and spell!

Play the Tricky Word dice game for 2 players







You will need:

- A dice and counters (of 2 different colours)

How to play

- One at a time, each player roles the dice and chooses one of the words under that number.
- If they read and/or spell the word correctly, they may place a counter over it.
- If there are no words left under the number thrown, miss a go.
- The player with the most counters at the end is the winner.



					
I	no	go	the	to	into
he	she	we	me	be	you
are	her	was	all	they	my
said	have	like	so	do	some
come	little	one	were	there	what
when	out	Mrs	people	asked	could

Timmy the Tooth

Timmy the Tooth

I'm Timmy the Tooth
I'm shiny and white
I like you to brush me
Both morning and night
I'm very important
When you need to eat
I'm so good at biting
Potatoes and meat

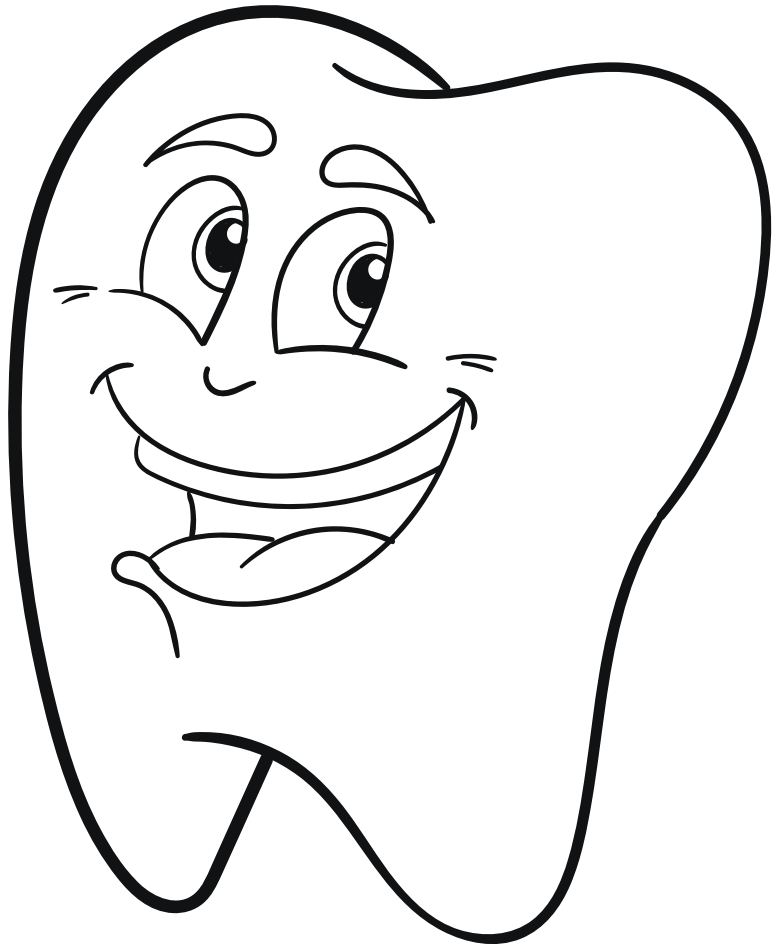
When you eat an apple
I'll help you to chew
And when food is hard
Then I know what to do

But I have a weakness
For when you have treats
Like sugary snacks
And packets of sweets

The sugar attacks me
It causes decay
Holes start appearing
And I wear away

Sugar is hard on me
Makes me go bad
If you eat a lot of it
I will feel sad

Please limit your sugar
A little's enough
Then I can be healthy
And stay good and tough



Read the poem Timmy the Tooth. Can you read it out loud? Can you learn the first verse (or even more) off by heart?

Now try these questions!

1. What is the name of the tooth?
2. Why do you think the author chose that name? Can you think of another name that would have had the same effect?
3. How many verses does this poem have?
4. Find the word 'chew' in the 3rd verse. Which word rhymes with it in the poem? Can you think of any other words to rhyme with 'chew'?
5. What is the poem trying to persuade you to do? Does it work?

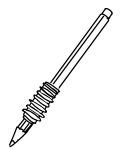
1.....

2.....

3.....

4.....

5.....




Acrostic Poetry

Acrostic poems are fun! The first letter in each line spells out a word. They do not have to rhyme, but the words should be carefully chosen for the best effect.

ALIEN

Awesome aliens have
Landed on Earth
Incredible but true
Everyone is flabbergasted
No one can see them but you!



SPACE

Starry
Perfect
Amazing
Constellations surrounding
Earth



Now try writing your own poems and add pictures too!

ALIEN


A

L

I

E

N



SPACE


S

P

A

C

E



If you love learning about space, the following websites are out of this world!

<https://spaceplace.nasa.gov/menu/play/> or

<http://www.spacekids.co.uk/learn/>

Space Stories



Read a book about space or aliens.

These books are SPACETASTIC! You might find them in the library but many are also available to listen to and watch online.

'Aliens Love Underpants' by Colin McNaughton

'Q Pootle 5' and **'Q Pootle 5 in Space'** by Nick Butterworth

'Beegu' by Alexis Deacon

'The Way Back Home' or **'How to Catch a Star'** by Oliver Jeffers.

'Goodnight Spaceman' by Michelle Robinson

'One Giant Leap: The Story of Neil Armstrong' by Don Brown

'Look Inside: Space' by Rob Lloyd Jones.


When you have been inspired, try writing a story of your own.

You might use one of these ideas to start you off...


"Put the rubbish out!" yelled mum. I lifted the lid of the dustbin and a small, green creature looked up at me...

Last Monday I was on my way to school when I saw what looked like a space rocket at the side of the road. It was making a loud rumbling noise and smoke was coming from the bottom. "Quick, get in! We're blasting off in 10 seconds...

5, 4, 3, 2, 1... BLAST OFF!"




Use pages 19, 20 or 21 to write or draw your own story.





Word/story mat



Underpants Anagram Challenges

Those naughty aliens have been at it again, stealing underpants!

They have mixed up these 4 words. Can you work out what they should be?

e d b _ _ _ _

a s p e c _ _ _ _

l a e p n t _ _ _ _

n d h i c l r e _ _ _ _

Anagram Challenge

Find as many words as possible using letters from the word


underpants


There are 100s of possible words, using from 1 to 8 letters. You may only use each letter once per word (except n which is there twice)


If it is helpful, cut out the pictures of underpants from the back of the book so that you can swap letters around to find more words.





Make as many words as you can from the letters in
underpants























Learn to Fingerspell

Have you heard about fingerspelling?

Fingerspelling is a way of spelling words using hand movements and is a part of learning sign language; each letter of the alphabet has a different sign.



Why should we learn it?

Firstly, it can be picked up very quickly and is great fun. It's a bit like learning a secret code.

Secondly, it is a new and different way to learn the alphabet and perhaps practise spelling.

Last, but not least, more people will be able to communicate in a small way with a deaf or hearing impaired person.

Try fingerspelling!

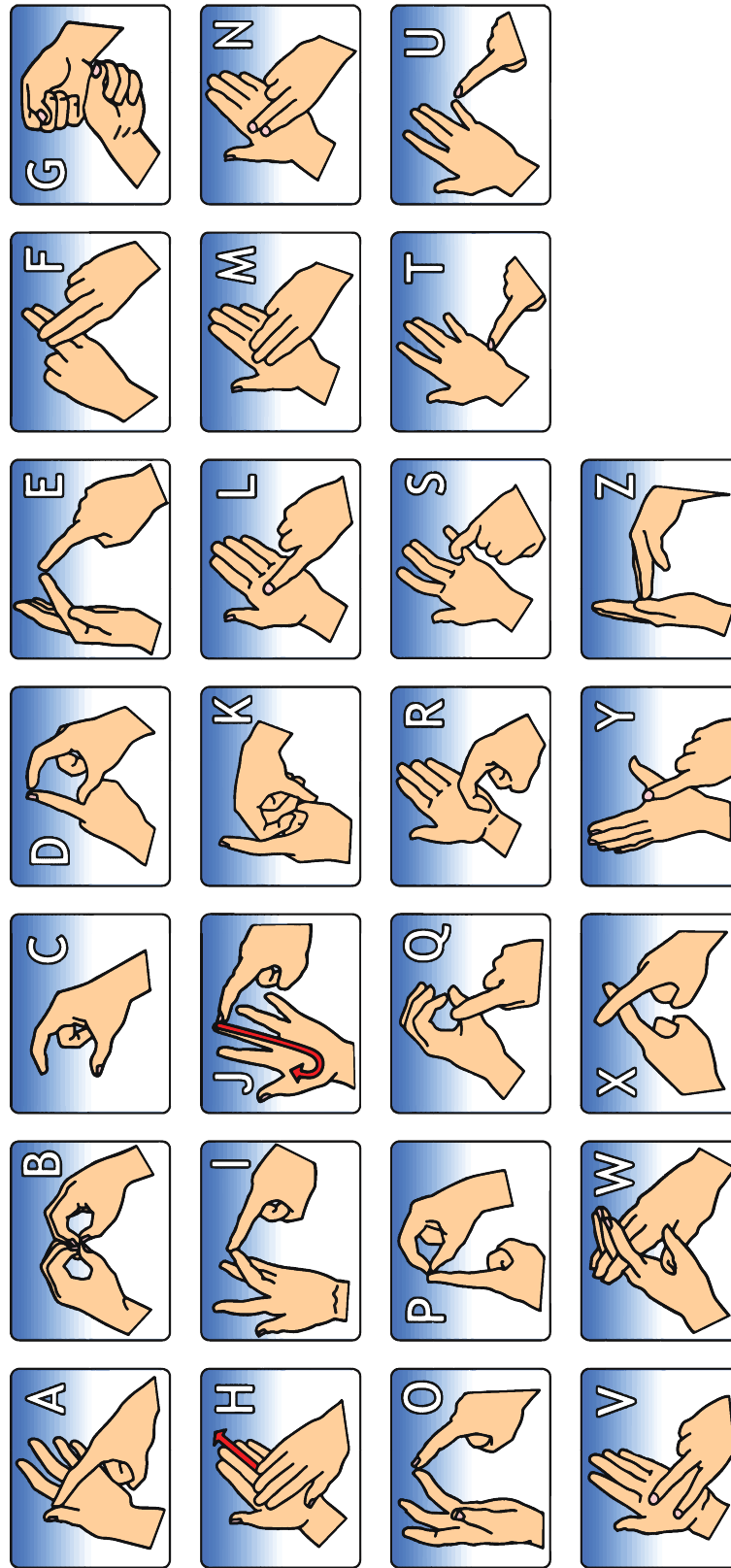
Begin by learning the vowels - a, e, i, o, u. They are shown by pointing to each finger in turn, starting with the thumb.

Next try finding the signs for your name.

Can you sign a whole sentence?



BRITISH SIGN LANGUAGE - FINGERSPELLING



british-sign.co.uk

LEARN BRITISH SIGN LANGUAGE ONLINE AT
WWW.BRITISH-SIGN.CO.UK